

# Nomad DT-400

Designed to prehang factory or shop pre-beveled doors.

- The NOMAD is designed for versatility and flexibility.
- The NOMAD is designed to pre-hang and pre-fit pre-beveled doors from 1-6 to 4-0 width by 9-0 length, 1<sup>3</sup>/<sub>8</sub>" 1<sup>3</sup>/<sub>4</sub>" and even 2<sup>1</sup>/<sub>4</sub>" thick doors.
- The NOMAD has the same features as the Maverick, except a beveling unit.
- The frame is shorter to allow for a smaller shop footprint.
- The NOMAD is applicable for entry-level shops or large shops wanting an additional work cell to assist in streamlining production using pre-beveled doors.
- Built tough like all DOTUL products the NOMAD is simple in design and functionality.
- Automatic width indexing and lock and latch boring functions.
- The NOMAD does not require hand held tools, jigs or fixtures to machine doors or jambs.
- Based on customer feedback, we have incorporated features that allow the Nomad to be used as a mobile unit.
- The NOMAD exclusively uses Maverick Door machine parts and components.
- The NOMAD is a smart and affordable choice compared to other door machines on the market today.

## Features and Benefits

- **Centralized control panel** - Reduces steps and increases operator accessibility to the controls.
- **Easily machine a narrow sidelite** - Easily insert rollers that hold a 1-0, 1-2 or 1-4 sidelite in the correct position eliminating the need and hassle of blocking the sidelite.
- **Enhanced dust collection** - Round dust collection piping is channeled to all cutting areas, reducing the chances of cookies getting stuck and affecting the efficiency of the dust collection.
- **Heavy duty frame construction** - Reduces the chance of the machinery twisting or being damaged. Forklift pockets and dual pickup points make the machine easy to move and reposition for different shop layouts.
- **Finite width indexing** - Fast or slow width adjustments made easily from the centralized control panel.
- **5-Position jamb clamping** - Allows for machining of 3-0 and 4-0 jamb lengths and helps straighten longer 6-8 to 9-0 jambs prior to machining for the hinge pocket.
- **Automatic operations** - Automatic lock and latch drilling, face plate routing & hinge routing for door and jamb.
- **Smaller footprint** - The NOMAD dimensions are less than 15' x 4' to allow for a smaller shop footprint.
- **Mobile** - The NOMAD can be configured to be a mobile unit.
- **Affordable** - The NOMAD is cost competitive compared to most new vertical door machines on the market.

## SPECIFICATIONS

**Door Width:** 1-0 to 4-0\* **Door Height:** Up to 9-0 **Door Thickness:** 1-3/8" to 2-1/4" **Raised Moulding:** Up to 3/4" on both sides  
**Jamb Thickness:** 1/2" to 1-5/8" **Jamb Width:** 2-1/2" to 10-1/2" **Jamb Length:** Up to 9-0 **Hinge Spacing:** Infinitely Variable  
**Hinge Size:** 3" to 5" **Hinge Radius:** 1/4" and 5/8" radius **Lock Backset:** 2-3/4" to 5" **Double Bevel:** 3 degree on hinge jamb and faceplate  
**Faceplate Routing:** Up to 1-1/8" to 2-3/4" 3 degree on Faceplate Template Holder **Floor Space w/dust collector:** 5'W x 14"L  
**Floor Space w/o dust collector:** 4'W x 14"L **Minimum Height Clearance:** 11' **Approximate Shipping Weight:** 3,500 Lbs.  
**Electrical Requirement:** 220/440V 4 wire 3 phase @ 50 Amps 10V connection for routers Includes Dust Collection Connection  
**Air Requirement:** 14 CFM @ 90 PSI w/tools **Dust Collection Requirement:** 2,150 CFM \*1-0, 1-2 & 1-4 sidelites, for hinge application only



*\*Pictured with optional in-line air predrill & in-line air screwdriver.*



**Easy accessible control panel**  
 Lighted control buttons and lockable power source switches.

## Options:






- In-line air screwdriver package
- In-line air pre-drill package
- Extra index bars
- 3 HP vacuum unit,
- 220/440 volt 3-phase
- Second butt-router carriage
- In-line auto screwfeeder

Other options available, consult your distributor (see back page)

Industry leading 2-year parts warranty on the Maverick & Nomad. Nomads are typically in stock and ready to ship.

Dotul Distributors Map  
January 2015

**DÖTUL**  
intelligent door building machinery

-   Global Sales Group, LLC
-   Akhurst Machinery
-  Dotul

Member



Member



Member

**MSLBMMA**

Represented By:



Global Sales Group, LLC  
P.O. Box 1835 Chico, CA 95927  
Toll Free (USA & Canada): 877-474-5521  
Office: 530-893-2444  
Fax: 530-893-2244  
info@globalsalesgroupllc.com  
www.globalsalesgroupllc.com



Please visit our YouTube channel for more information on our products: **Global Sales Group LLC**



**AKHURST**

everything you need in **ONE PLACE**

Akhurst Machinery  
1669 Foster's Way  
Delta, BC V3M 6S7  
Tel: (604) 540-1430  
Toll Free: 1-888-265-4826  
Fax: (604) 540-1780  
Email: van@akhurst.com